

ROAMER X-APP: YOUR KEY TO THE LIC!

When it comes to the Learning & Innovation Center, the Roamer X-app is your new best friend!

What can you do with the Roamer X app?

















- **Gate access:** Use the app to pass through the gates at the LIC.
- **Reservations:** Book a meeting room or individual study seat via the app.

Follow these steps to set up the app:

When you use the app in the LIC, make sure you are connected to the WiFi and Bluetooth is on for best experience!

- 1. Download the app:** Use the QR-code below, or download the 'IBSS Roamer X' app from the Google Play Store or Apple App Store. Be sure to download the **Roamer X** app!



- 2. Enter your organization:** Enter '**UOB**' as the organization name.
- 3. Select your user profile:** Choose whether you are a VUB or ULB-user.
- 4. Select LIC-building:** Click on the menu  in the top left and choose LIC from the list of buildings.
- 5. Setup your notifications:** Go to the menu  and click 'User preferences'  > 'Notifications'  and enable the three switches (*allow, push & email*) under 'my booking notifications' .
- 6. Setup your calendar integration:** Go to the menu  and click 'User preferences'  > 'Calendar Integration'  and enable 'Synchronise Calendar' .
- 7. Activate your access card:** Go to the menu  and click 'User preferences'  > 'Security passes'  and enable the 'Enable security pass'  option. This can take a few minutes!
- 8. You are ready to go!** Go to one of the gates and use your security pass for access. To enter, click on 'security pass'  in the main menu. Click on the digital pass to activate when you are at the gates!



- You have a problem downloading the app? Please contact your university IT support at helpdesk@vub.be or support@ulb.be
- You don't have a **smartphone** or you are **not part of the ULB or VUB communities**? No worries! Please see one of our staff at our Info desk and they will help you further!